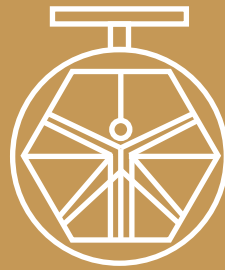


**GROUP 300  
COMPLEMENTS  
MOD. 320C/61**



**DAVINCI  
VALVES™**

**TECHNICAL  
DATA SHEET**  
**WATER Series**

**Y STRAINERS  
FLANGED ENDS**

**DAVINCI  
VALVES™**



**QUALITY  
ASSUREMENT**

**DAVINCI  
VALVES™**



**PRODUCT QT  
ASSUREMENT**

**DAVINCI  
VALVES™**



**COMPANY QT  
ASSUREMENT**

[www.davincivalves.com](http://www.davincivalves.com)

18 Dongyu Street, Square One,  
11th Floor 1101, Jinjiang District,  
Chengdu, Sichuan CHINA

10F/Tower A, Billion Center,  
1 Wang Kwong Road, Kowloon Bay  
Kowloon HONG KONG

## Y STRAINERS FLANGED END

Ref.320C / PN 10-16-25

### APPLICATION:

Water, HVAC installations, irrigation, industry, others

### WORKING CONDITIONS:

Maximum Working Pressure: 16 bar (\*)

Working Temperature: - 10 °C - + 90 °C.

### STANDARDS:

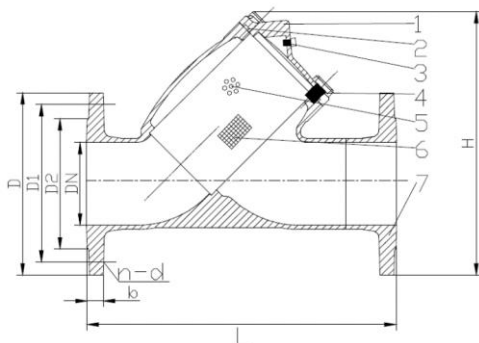
Manufacture according to DIN 3352. DN040-DN1000

Face to Face: EN 558-1 Serie 1 (DIN 3202 F1).

Mounting with flanges: PN10 / PN16/PN25 EN 1092-2. DIN 2501.

Pressure Test: EN 12266-1, DIN 3230 y ISO 5208:

\*From DN500 inclusive are welding construction in WCB



Nº	ITEM	MATERIAL
1	COVER	GJS500
2	GASKET	NBR
3	PLUG	A2
4	BOLTS	STEEL 8,8
5	FILTER CORE	AISI304
6	FILTER SCREEN	AISI304
7	BODY	GJS500

DN	L (mm)	H (mm)	Flange Dimensions to DIN2501 (mm)										PN10	PN25
			D		D1		D2		f	b	n-d		Weight	KG/PCS
			1.0	1.6	1.0	1.6	1.0	1.6			1.0	1.6		
40	200	190	150		110		88	3	19	4-19		6	6.5	
50	230	220	165		125		99	3	19	4-19		7.3	8.1	
65	290	290	185		145		118	3	19	4-19		10.2	11.5	
80	310	310	200		160		132	3	19	8-19		13.2	14.7	
100	350	360	220		180		156	3	19	8-19		17.5	19.8	
125	400	430	250		210		184	3	19	8-19		26.2	28.5	
150	480	550	285		240		211	3	19	8-23		42	45	
200	600	620	340		295		266	3	20	8-23	12-23	65	69	
250	730	700	395	405	350	355	319	3	22	12-23	12-28	91	97	
300	850	800	445	460	400	410	370	4	24.5	12-23	12-28	120	125	
350	980	850	505	520	460	470	429	4	26.5	16-23	16-28			
400	1100	900	565	580	515	525	480	4	28	16-28	16-31			
450	1200	990	615	640	565	585	530	4	30	20-28	20-31			
500	1250	1100	670	715	620	650	582	4	31.5	20-28	20-34			
600	1450	1300	780	840	725	770	682	4	36	20-31	20-37			

All the components can be substituted with equivalent or higher-class materials.

DAVINCI VALVES LTD, is constantly looking at all ways of improving our products and services related to the water, fire and industry sector and therefore we reserve the right to change, without prior notice, any of the data contained here. Please contact our Technical Sales Department for detailed advice.


© 2018 DAVINCI VALVES LTD.

www.davincivalves.com info@davincivalves.com +34 616553797 / +86 17340168233

18 Dongyu Street, Square One 11th Floor 1101. Jinjiang District, Chengdu, Sichuan Province, China

## Y STRAINERS FLANGED END

Ref.320C / PN 10-16-25



Double  
Screen Layer

### Standard Screens

Size	Hole Dia	Free Flow Area
DN50-80	1,5mm	33%
DN100-600	3,0mm	33%

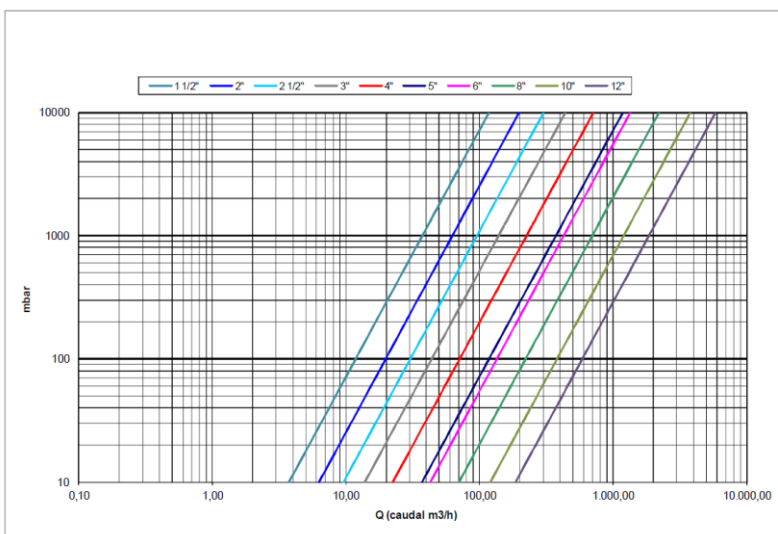
### Screen Dimensions

DN	Diameter	Lenght screen
50	41	84
65	52	94
80	65	115
100	80	145
125	100	169
150	125	210
200	150	255
250	208	323
300	263	395

### HEAD LOSSES DIAGRAM

#### K<sub>v</sub> VALUES

K<sub>v</sub> = Flow rate of water in cubic meter per hour (m<sup>3</sup>/h) that will generate a pressure drop of 1 bar across the valve.



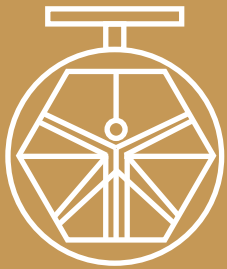
D	40	50	65	80	100	125	150	200	250	300
K <sub>v</sub> (m <sup>2</sup> /h)	33,6	56,2	86,0	124,7	202,0	334,1	382,9	628,4	1083,6	1666,8

All the components can be substituted with equivalent or higher-class materials.

DAVINCI VALVES LTD, is constantly looking at all ways of improving our products and services related to the water, fire and industry sector and therefore we reserve the right to change, without prior notice, any of the data contained here. Please contact our Technical Sales Department for detailed advice.

© 2018 DAVINCI VALVES LTD.  
www.davincivalves.com info@davincivalves.com +34 616553797 / +86 17340168233  
18 Dongyu Street, Square One 11th Floor 1101. Jinjiang District, Chengdu, Sichuan Province, China

*"For professionals who wants more"*



DAVINCI  
VALVES™