



GROUP 200 RIGID SPINDLE GATE VALVES MOD. 200A/21



DAVINCI VALVES™

TECHNICAL DATA SHEET

WATER Series

Rigid Spindle extension for
gate valves

DAVINCI
VALVES™



QUALITY
ASSUREMENT

DAVINCI
VALVES™



PRODUCT QT
ASSUREMENT

DAVINCI
VALVES™



COMPANY QT
ASSUREMENT

www.davincivalves.com

18 Dongyu Street, Square One,
11th Floor 1101, Jinjiang District,
Chengdu, Sichuan CHINA

10F/Tower A, Billion Center,
1 Wang Kwong Road, Kowloon Bay
Kowloon HONG KONG

RIGID SPINDLE EXTENSION FOR GATE VALVE

Ref.200A

MATERIALS:

A piece hot-dip galvanized steel rod accord. to DIN EN 10240 (alternatively in stainless steel), coupling (bottom adapter) made of GJS400-15, galvanized accord. to DIN EN 12329 und DIN 50961 (alternatively made of stainless steel AISI 304). Square cap (top adapter) made of GJS400-15, galvanized accord. to DIN EN 12329 and DIN 50961 (alternatively in stainless steel AISI 304)..


GENERAL CHARACTERISTICS:

Toolless assembly of the spindle with a stainless steel clip-pin. Connection pins made of stainless steel 1.4301. Transport security of the rod minimum of 150N. Self-locking in every adjustable position through a PE sealing collar on the steel tube. Torques according to GW336. One piece PE protection tube system with a bonded centring cap, universal bell and sealing. Completely dirt-proof and water repellent. Optional: Marking disc (double sided gas and water) as well as bell adapters/sealing inserts.

Valve spindle square	CD* cover depth	Spindle extension Total length (L)**	Protection tube Article No.	Weight	Square bar Article No.	Weight	Article No.	Weight	Complete
Gate valve DN 40/50 SQ 14	0.75 m	0.45 m	13991.04	0.2 kg	13992.04	2.3 kg	13993.04	2.5 kg	
	1.00 m	0.70 m	12008.04	0.3 kg	12003.04	2.8 kg	12000.04	3.1 kg	
	1.25 m	0.95 m	12007.04	0.4 kg	12004.04	3.1 kg	12001.04	3.5 kg	
	1.50 m	1.20 m	12006.04	0.4 kg	12005.04	4.0 kg	12002.04	4.4 kg	
	2.00 m	1.70 m	13402.04	0.5 kg	13401.04	5.3 kg	13997.04	5.8 kg	
Gate valve DN 65/80 SQ 17	0.75 m	0.41 m	15058.04	0.2 kg	13990.04	2.0 kg	13994.04	2.2 kg	
	1.00 m	0.66 m	12012.04	0.3 kg	12015.04	2.6 kg	12009.04	2.9 kg	
	1.25 m	0.91 m	12013.04	0.3 kg	12016.04	3.2 kg	12010.04	3.5 kg	
	1.50 m	1.16 m	12014.04	0.4 kg	12017.04	3.9 kg	12011.04	4.3 kg	
	2.00 m	1.66 m	13404.04	0.5 kg	13403.04	5.2 kg	13996.04	5.7 kg	
Gate valve DN 100-150 SQ 19	0.75 m	0.31 m	15060.04	0.2 kg	15059.04	1.9 kg	14113.04	2.1 kg	
	1.00 m	0.56 m	12024.04	0.3 kg	12021.04	2.5 kg	12018.04	2.8 kg	
	1.25 m	0.81 m	12025.04	0.3 kg	12022.04	3.2 kg	12019.04	3.5 kg	
	1.50 m	1.06 m	12026.04	0.4 kg	12023.04	3.8 kg	12020.04	4.2 kg	
	2.00 m	1.56 m	13406.04	0.5 kg	13405.04	5.2 kg	12107.04	5.8 kg	
Gate valve DN 175/200 SQ 24	0.75 m	0.24 m	15061.04	0.2 kg	15062.04	2.2 kg	13995.04	2.4 kg	
	1.00 m	0.49 m	12033.04	0.3 kg	12030.04	3.4 kg	12027.04	3.7 kg	
	1.25 m	0.74 m	12034.04	0.3 kg	12031.04	3.9 kg	12028.04	4.2 kg	
	1.50 m	0.99 m	12035.04	0.4 kg	12032.04	5.9 kg	12029.04	6.3 kg	
	2.00 m	1.49 m	13408.04	0.5 kg	13407.04	7.3 kg	15050.04	7.8 kg	
Gate valve DN 250-350 SQ 27	1.00 m	0.38 m	12042.04	0.2 kg	12039.04	3.5 kg	12036.04	3.7 kg	
	1.25 m	0.63 m	12043.04	0.3 kg	12040.04	4.5 kg	12037.04	4.8 kg	
	1.50 m	0.88 m	12044.04	0.4 kg	12041.04	5.9 kg	12038.04	6.3 kg	
	2.00 m	1.38 m	13410.04	0.5 kg	13409.04	8.4 kg	15051.04	8.9 kg	
Gate valve DN 400/450 SQ 32	1.25 m	0.45 m	12049.04	0.4 kg	12047.04	4.2 kg	12045.04	4.6 kg	
	1.50 m	0.70 m	12050.04	0.8 kg	12048.04	8.8 kg	12046.04	9.6 kg	
	2.00 m	1.20 m	15057.04	1.1 kg	15056.04	13.7 kg	15052.04	14.8 kg	
Gate valve DN 500/600 SQ 36	1.00 m	-	-	-	-	-	-	-	
	1.25 m	-	-	-	-	-	-	-	
	1.50 m	0.60 m	14028.04	0.4 kg	14026.04	9.9 kg	14025.04	10.3 kg	
	2.00 m	1.10 m	14029.04	0.5 kg	14027.04	14.5 kg	14024.04	15.0 kg	
Gate valve DN 500/600 SQ 36 square cap 48/54	1.00 m	-	-	-	-	-	-	-	
	1.25 m	-	-	-	-	-	-	-	
	1.50 m	0.60 m	14028.04D	0.8 kg	14026.04D	12.1 kg	14025.04D	12.9 kg	
	2.00 m	1.10 m	14029.04D	1.1 kg	14027.04D	17.0 kg	14024.04D	18.1 kg	

*Cover depth measurements depend on the height of the valve used, see p. 11.

**Other lengths available upon request



Characteristics:



Two-piece extension



Cap with Centring disc



Cuttable rod and tube



Clip-pin provides faster connection

Optional:



Marking discs



Bell adapters

All the components can be substituted with equivalent or higher-class materials.

DAVINCI VALVES LTD, is constantly looking at all ways of improving our products and services related to the water, fire and industry sector and therefore we reserve the right to change, without prior notice, any of the data contained here. Please contact our Technical Sales Department for detailed advice.

© 2018 DAVINCI VALVES LTD.

www.davincivalves.com info@davincivalves.com +34 616553797 / +86 17340168233
18 Dongyu Street, Square One 11th Floor 1101. Jinjiang District, Chengdu, Sichuan Province, China

"For professionals who wants more"



DAVINCI
VALVES™